

IN FOCUS

Newsletter of the
Morgan Hill Photography Club

<http://www.morganhillphotographyclub.org/>

Editor
Susan Brazelton
brzlttn@garlic.com



November 2009

November General Meeting

Every meeting starts with a print sharing session where members and guests alike have an opportunity to meet one another, share a photograph, and talk about their photographic experiences. As soon as the first round starts, it becomes obvious that people are sharing more than just prints. Take a look.



David, Kay & Mike



Roy, Sam & Tracey



David, Mary & Barbara



Harold, Duane, Lennie & Cathy



Barbi, Mary,
Bob & Don



It's fun to share.
Everyone
is encouraged
to bring
one photo print
(any size, any subject) to
each meeting.
After four rounds of shar-
ing, you'll have met new
members, seen 10 to 15
prints, and shared a few
laughs.

Club Business

Donations to the Senior Center

Thanks to the generosity of the members, we have so far collected \$150 for the Senior Center. Much of the success of this photography club is due to the support and assistance of the Senior Center at the CRC. We have use of great room at no cost, publicity in a city wide publication, and a place to display our photos in an annual gallery show. With the downturn in the economy, many services at the senior center are in jeopardy, and the center depends more and more on donations to keep these services to seniors available. Our club has made a commitment to help. We are asking the members to support the senior center by donating \$1 at every meeting.

A \$1 donation from every member at every meeting will help support services at the Senior Center

CRC Gallery Show

The Second Annual CRC Gallery Show continues through December second. If you haven't had a chance to stop by and see the photographs, you have missed out on something special. Twenty-two members have thirty-three of their photographs on display.

These members have photographs in the show:

**Annie Bennett Susan Brazelton Christy Brown Marty Cheek
Charlotte Fernandes David Fritts Scott Giannini Roy Hovey
JJohnny Barbi Kutilek Carol Noble Curtis Palm
Lennie Randall Brenda Renzulli Scott Schilling Eric Stetson
Bill Strange Kathina Szeto John Tarvin Lance Trott
Noella Vigeant George Ziegler**



Next Gallery Show

"Images of Nature"

at the
Community & Cultural Center

April, 2010



We have three gallery shows planned for 2010: in the spring at the CCC, in the summer at the Morgan Hill house, and in the fall at the senior center.

There is a two day **Framing Workshop** in San Jose on December 12th & 13th. Four classes are included: two on mat cutting, one on framing, and one on how to start a framing business. You may sign up for the complete program (\$299) or select classes individually (1 for \$89, 2 for \$175, 3 for \$250). For information and registration, call 1-800-246-4726 or go to <http://www.framing4yourself.com/>

This is a commercial enterprise (as evidenced by the costs), and this editor makes no claim regarding the quality of instruction. It is mentioned here as a possible resource only.

Shooting macro often involves “wet-belly photography. Ground cloths, water-proof shoes & pants and kneepads can help.

Macro Photography

Barbi Kutilek is one excellent example of the very talented members we have in the club. Her presentation on Macro Photography was one of the best programs of the year. Did you know that, although the distinction is somewhat blurred, close up photography is not the same as macro? Macro means that the subject is depicted at life size (1:1) or larger.



Although special equipment is available, everyone can shoot macro photos. Most point & shoot cameras have a macro mode which shortens the minimum focusing distance. SLR cameras have more options, including dedicated macro lenses, diopters, extension tubes, teleconverters, bellows extensions and reversing rings.

“Hope is not a strategy.”

Dedicated macro lenses range from 50mm to 200mm. A shorter lens allows the shooter to move in very close to the subject. A longer lens provides more working room. Barbi suggests you borrow or rent a macro lens before purchasing one. They can be expensive.



John Tarvin explains how he adapts his camera for macro photos



Other accessories that will help ensure macro success include a tripod, remote shutter release, right angle viewer and focusing rail. And as Barbi demonstrated, a diffuser is helpful in eliminating harsh light and contrast. There is no end to the amount of money you can spend on photographic accessories.

Barbi also suggests that to create a more interesting photograph, look for the uncommon point of view (See “wet-belly photography” in the sidebar), and isolate details of patterns and textures. You may get a beautiful abstract work of art.





Shoot-outs



Shoot-outs are a great way to meet other members of the club and photograph at locations you might not visit on your own. **Any member may organize a shoot-out.** Just pick a place you'd like to photograph and invite others to join you by posting the time & place information on the Yahoo Forum, or announcing it at a meeting.

Scenes from the
Pacific Grove Butterfly Sanctuary
Shoot-out
7 November 2009



Holly & Jim



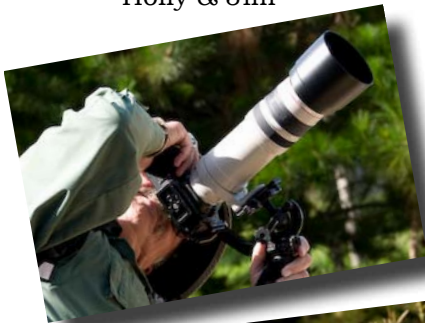
Photo by Allan Futterman



Will & Friend



David



Allan



Photo by Dave Kutilek



Bob



Dave

After shooting the butterflies,
the high surf advisory compelled
most to head for the beach




Will & Dave



Photo by Barbi Kutilek



Photo by David Rosas



Executive Board

Susan Brazelton

President
Newsletter Editor

Noella Vigeant

Vice President
Program Director

Charlotte Fernandes

Treasurer

Noel Calvi

Membership Chair
Marketing Director

George Ziegler

Critique Chair
PSA Liaison

MichaelSue BrownKorbel

Photo Diva

Roy Hovey

Web Master

Lance Trott Toby Weiss

Members-at-large

Flickr Shoot-out Site

You can see many more shoot-out photos on our
Flickr shoot-out site.

This Flickr site is
different from the one we use for the monthly theme projects.
This one is dedicated to

Club-sponsored Shoot-outs.

The site is open to the public, but only members may post photos.
There is no imposed limit to the number of photos you may post, but
thirty seems a reasonable limit. Pick out the photos that best represent
your experience at the shoot-out and post away.

<http://www.flickr.com/groups/mhphotoclubshoot-outs/>

Important!

**On every photo you post,
please include the name of the shoot-out, the month
and year.**

Example: Pacific Grove, November 2009

At least one shoot-out is planned every month
on the Saturday following the general meeting.

Uvas Canyon County Park Saturday, 5 December 2009

Check the Yahoo Forum for meeting time
and car pool information.

There are numerous waterfalls along the trail,
so let's hope for some rain
before this shoot-out.



The Opt-Out Option

Roy Hovey and **Susan Brazelton** often pull member photos off
Flickr for use on the website or in the newsletter.

(Photo credit is always included.) If you do NOT want your Flickr
photos used on the website or newsletter, please contact Roy:

chessjava@mac.com or Susan: brzlttn@garlic.com

Flickr Theme Projects

For those of you who are new to the club, Flickr is a photo sharing website on which our club has a group pool. We have a different theme each month and each member may post up to five photographs based on that month's theme. The purpose of the monthly theme projects is threefold:

1. To encourage members to get out and photograph;
2. To extend our comfort zone by photographing subjects we might not have otherwise chosen, or by trying out a new technique or style;
3. to provide a common arena for sharing and commenting on members' photographs.

The photos posted to this Flickr site are not necessarily our best ever photos, but they are the ones that best reflect that month's theme. Anyone may look at the photos, but only club members may post photos.

<http://www.morganhillphotographyclub.org/>

**1,584
photos are
posted in the
club's
Flickr Theme
pool**

**Remaining
2009 Flickr Themes**
November - Night
December - A Different Perspective



Brenda Renzulli
Night

Final voting for the 2010 themes took place at the November meeting.


The twelve themes for 2010 will be revealed at the December social.



Annie & Bob vote



Don Schneider
'09 B&W



JJohnny
'09 Three



Mike Winn
'09 People



Sam Shueh
'09 Water



Scott Schilling
'09 Still Life



Holly Phillips
'09 Reflections



Kris Ciraulo
'09 Sunrise/Sunset



Don & David vote



2010 Dues

The club dues for 2010 will stay at \$10

Why wait? You may pay your 2010 dues at the December social.

A few benefits of membership:

- Participation in the monthly Flickr Theme Projects
- Participation in Gallery Shows
- Semi-annual Print Critique
- Belonging to the best photography club in all of Santa Clara Valley

December Social

Wednesday

2 December 2009

Centennial Recreation Center

Multi-purpose Room

7-9pm

This is our Fabulous End-of-the-Year Celebration

Bring your friends & family

Food

Music

Prizes

We could use a few more volunteers to help set up & decorate (starting at 6pm) and clean up (done by 9:30)

Everyone is asked to bring a non-messy, easy-to-eat appetizer.

Choose from one of the following categories:

- Salty •Sweet •Fruit •Vegetable •Meat/Cheese/Seafood

R.S.V.P to Susan with your choice
(brzltm@garlic.com)

Don't bring just one print to share, bring your whole portfolio, or samples of all the creative ways you use your photographs, like books, calendars, note cards, and mugs. Here's a chance to show your creative spirit and maybe get some holiday gift ideas.



Club Logo

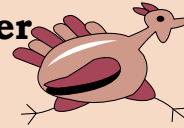
Seven designs will be on display at the December social for members to view, along with a ballot for selecting your favorite.

Calendar of Events

Through 2 December
CRC Gallery Show

Thursday, 26 November

Happy Thanksgiving



Wednesday, 2 December
Club Social

CRC Multi-purpose Room
7pm - 9pm
(See page 7 for details)



Saturday, 5 December
Shoot-out

Uvas Canyon County Park

(Check the Yahoo Forum for details)

Leader - Lance Trott



Wednesday, 6 January
General Meeting

CRC Multi-purpose Room
7 - 9pm

Saturday, 9 January


Shoot-out

Time and Place TBA

Wednesday, 3 February

General Meeting

Community & Cultural Center (CCC)
7 - 9pm



George Ziegler keeps the club's Yahoo discussion site up to date by posting copies of the newsletter, the executive board meeting minutes, upcoming events, and helpful resources. Have a question? Ask it on Yahoo. Anyone may read the messages, but only members may post messages and read the files. The Yahoo Forum is the best way to announce a spur-of-the-moment shoot-out and get last minute changes to the calendar. Be sure to check it often at:

<http://tech.groups.yahoo.com/group/MHPhotoclub/>